

HUNTERS®

HERE TO GET *you* THERE



Ashdown Drive

Wordsley, DY8 5QY



Council Tax: D



Ashdown Drive

Wordsley, DY8 5QY

£350,000



Front Of The Property

To the front of the property is a driveway with lawn to the side, which is bordered with shrubs, double glazed composite door leading to the hall with canopy, EV charging point, gated access leading to the garden and an up and over door leading to the garage.

Entrance Hall

With a double glazed composite door to front, doors to the lounge and WC, tiled floor, stairs to the first floor landing and a central heating radiator.

WC

With a door from the entrance hall, WC, wash hand basin and tiled floor.

Lounge

14'9" x 13'1" (4.5 x 4)

With a door from the entrance hall this cosy lounge has a door leading to the kitchen dining room, gas fire with decorative surround, double glazed window to front and a central heating radiator.

Kitchen Diner

27'10" x 8'10" max (8.5 x 2.7 max)

With a door from the lounge this modern open plan kitchen dining room is fitted with a range of wall and base units, work surfaces with tiled splashback, one and a half sink and drainer, double electric oven, gas hob with stainless steel cooker hood, integrated fridge, dishwasher and washing machine, two double glazed windows to rear, double glazed patio doors leading to the rear garden, two useful storage cupboards, door to garage, tiled floor, recessed spotlights, further double glazed door to the garden and two central heating radiators.

Garage

17'0" x 16'4" (5.2 x 5)

With an up and over door to front, power, light, storage cupboard and a door to the kitchen.

Landing

With stairs from the entrance hall, double glazed window to side, loft access with ladders. airing cupboard and doors to rooms.

Bedroom One

13'1" x 10'9" (4 x 3.3)

With a door from the landing, double glazed window to front and a central heating radiator.

Bedroom Two

10'9" x 9'6" (3.3 x 2.9)

With a door from the landing, double glazed window to rear, laminate floor and a central heating radiator.

Bedroom Three

10'2" x 7'10" (3.1 x 2.4)



With a door from the landing, double glazed window to front, storage cupboard and a central heating radiator.

Bathroom

With a door from the landing this modern fitted family bathroom has a bath with shower over, WC, wash hand basin, two double glazed windows to rear, tiled floor, part tiled walls, recessed spotlights and a chrome heated towel rail.

Garden

With access leading from the kitchen dining room, this low maintenance private rear garden has a spacious patio area with steps leading to an artificial lawn and further patio areas, garden shed and gated side access leading to the front of the property.



Road Map



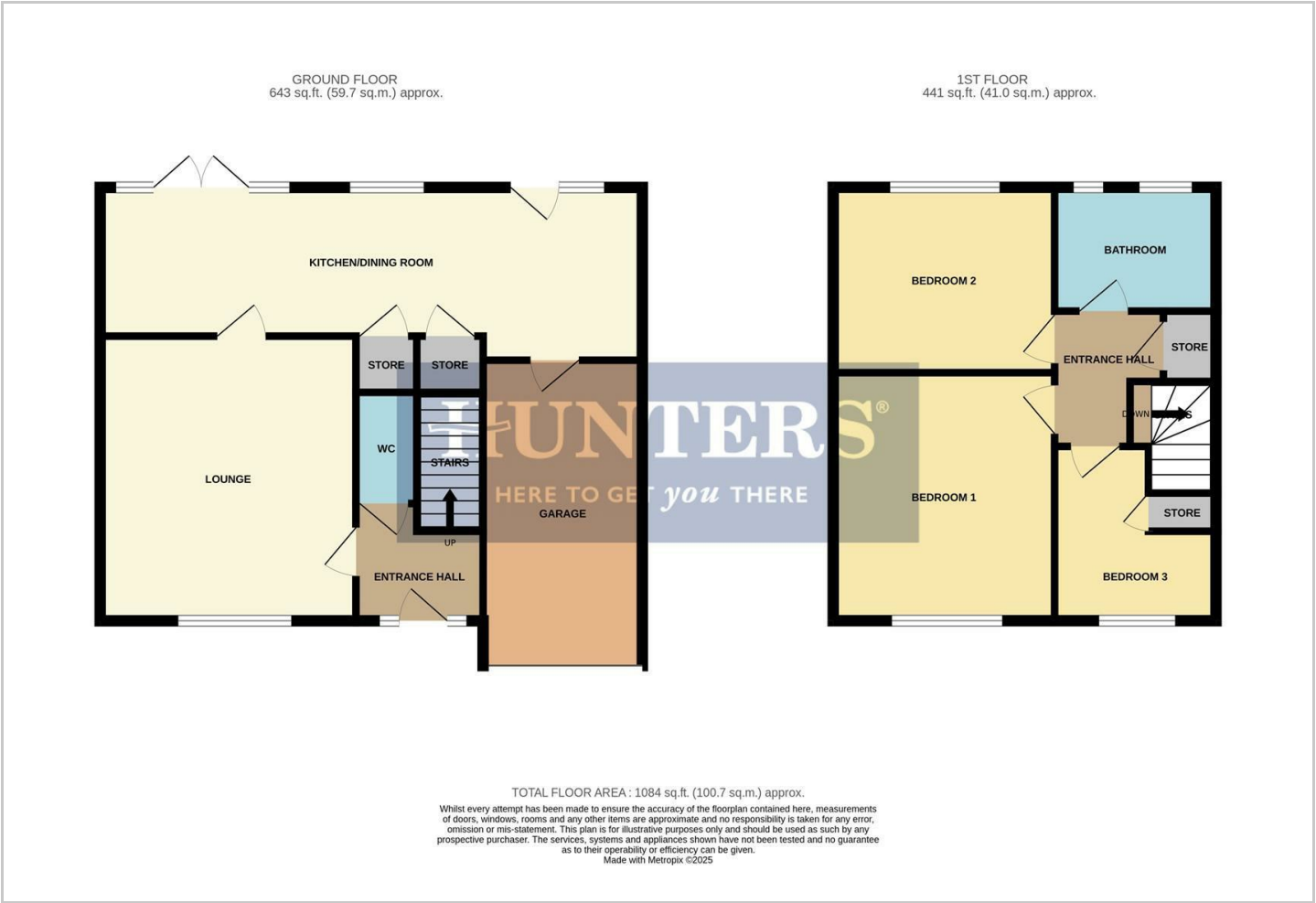
Hybrid Map



Terrain Map

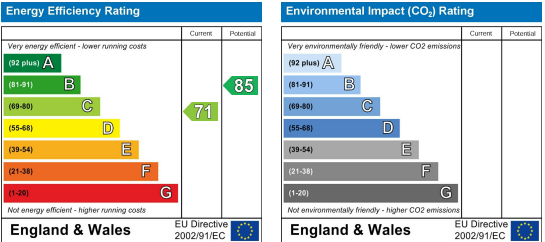


Floor Plan



Energy Efficiency Graph

Please contact our Hunters Stourbridge Office on 01384 443331 if you wish to arrange a viewing appointment for this property or require further information.



These particulars are intended to give a fair and reliable description of the property but no responsibility for any inaccuracy or error can be accepted and do not constitute an offer or contract. We have not tested any services or appliances (including central heating if fitted) referred to in these particulars and the purchasers are advised to satisfy themselves as to the working order and condition. If a property is unoccupied at any time there may be reconnection charges for any switched off/disconnected or drained services or appliances - All measurements are approximate. **THINKING OF SELLING?** If you are thinking of selling your home or just curious to discover the value of your property, Hunters would be pleased to provide free, no obligation sales and marketing advice. Even if your home is outside the area covered by our local offices we can arrange a Market Appraisal through our national network of Hunters estate agents.